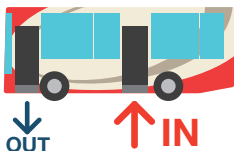




Use CASH

- 1** Enter the bus from the REAR door. Pay the fare when you get off.



2



Take a numbered ticket from the machine when getting on the bus.

3

After your stop is announced, press the Request Stop Button.

Request Stop Button



4

Confirm the fare shown on the display at the front of the bus. Put both the exact fare and your numbered ticket in the fare box by the driver.

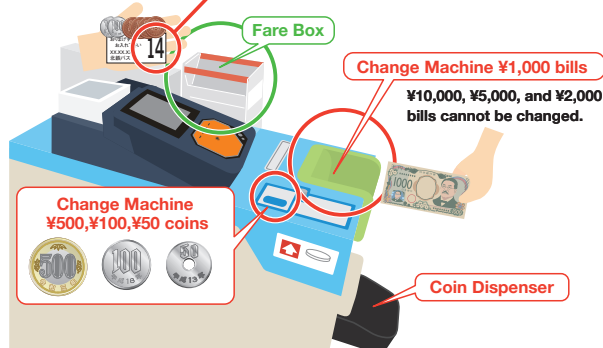
Fare table at the front of the bus.

南町・尾山神社				
1	2	3	4	5
6	7	8	9	10
11	12	13	14	15
320	320	280	240	220
16	17	18	19	20
200	100			

Fare

Ticket Numbers

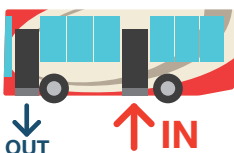
Next Stop



No Cash? No Problem!
Just Tap Your Credit Card to Ride

TAP to RIDE

- 1** Enter the bus from the REAR door. Pay the fare when you get off.



2

Tap on the reader by the rear door.



3

After your stop is announced, press the Request Stop Button.

Request Stop Button



4

Tap off at the reader by the front door.



About Tap to Ride