

About Tap to Ride

Pay your fare with a contactless credit or debit card, smartphone, or smartwatch.



● Credit Cards Accepted



You Can Use Cards
with This Symbol on Them

Credit Card Brands Accepted



VISA



● Buses Accepting Tap to Ride



Kanazawa Loop Bus

Runs on
weekends
&
holidays
only




Hokutetsu
Local-Line Bus



Kanazawa
Shopping Bus

How to Ride Local Buses in Kanazawa

Rider's Guide



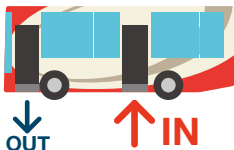
Hokutetsu Group

As of May 31, 2025



Use CASH

- 1 Enter the bus from the REAR door. Pay the fare when you get off.



- 2 Take a numbered ticket from the machine when getting on the bus.



- 3 After your stop is announced, press the Request Stop Button.

Request Stop Button



- 4 Confirm the fare shown on the display at the front of the bus. Put both the exact fare and your numbered ticket in the fare box by the driver.

Fare table at the front of the bus.

| 南町・尾山神社 | | | | |
|---------|-----|-----|-----|-----|
| 1 | 2 | 3 | 4 | 5 |
| 6 | 7 | 8 | 9 | 10 |
| 11 | 12 | 13 | 14 | 15 |
| 320 | 320 | 280 | 240 | 220 |
| 16 | 17 | 18 | 19 | 20 |
| 200 | 100 | | | |

Fare

Ticket Numbers

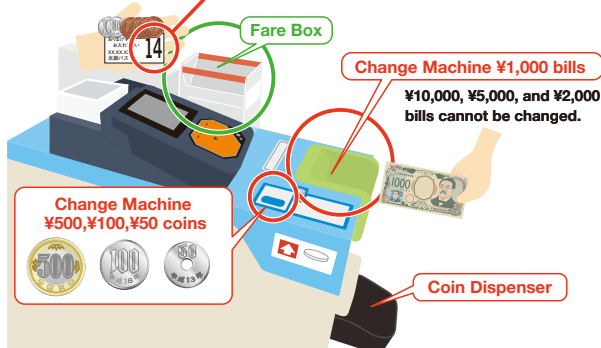
Next Stop

Minami-cho Oyama Jinja Shrine

Musashigatsuji, Oni-cho Market

Refare-mae

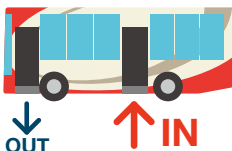
Kanazawa Station



No Cash? No Problem!
Just Tap Your Credit Card to Ride

TAP to RIDE

- 1 Enter the bus from the REAR door. Pay the fare when you get off.



- 2 Tap on the reader by the rear door.



- 3 After your stop is announced, press the Request Stop Button.

Request Stop Button



- 4 Tap off at the reader by the front door.



About Tap to Ride